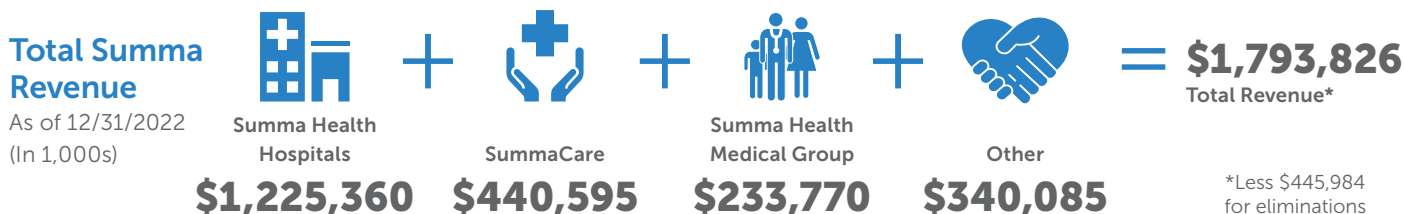
















# Financials

2022 Year in Review

## Hospital Data Year End 2022



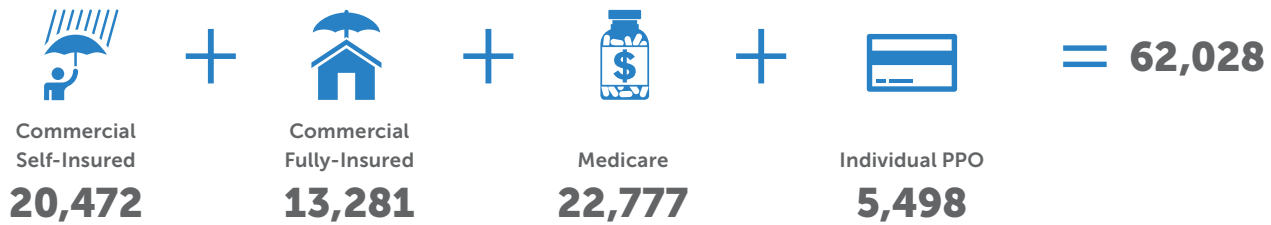
	Summa Health System	Summa Rehab Hospital	Total Summa Health Consolidated Hospitals
 Licensed Beds	967	60	1,027
 Inpatient Admissions	41,767	1,361	43,128
 Adult Patient Days	173,343	14,729	188,072
 Average Length of Stay	4.15	10.82	4.36
 Inpatient Surgeries	7,500	–	7,500
 Outpatient Surgeries	16,390	–	16,390
 Total Surgeries	23,890	–	23,890
 Orthopedic Surgeries	5,638	–	5,638
 Emergency Room Visits	129,331	–	129,331
 Births	4,760	–	4,760
 Diagnostic Cardiac Caths	2,665	–	2,665
 Interventional Caths	1,143	–	1,143
 Home Care Visits	183,894	–	183,894
 Observation Patients	9,143	–	9,143



# Financials

2022 Year in Review

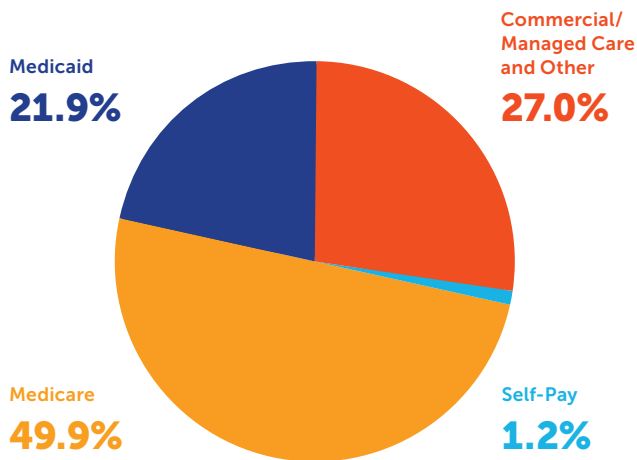
## SummaCare Total Members



## Summa Health System Hospitals Payor Mix

Summa Health System - Akron Campus & Summa Health System - St. Thomas Campus, Summa Health System - Barberton Campus, Summa Health Wadsworth-Rittman Medical Center and Summa Rehab Hospital. Medicare and Medicaid includes the respective managed care.

2022



2021

