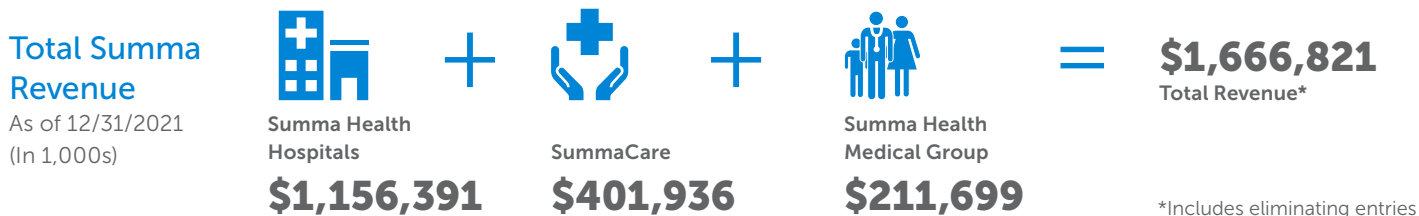


Financials

2021 Year in Review

Hospital Data Year End 2021

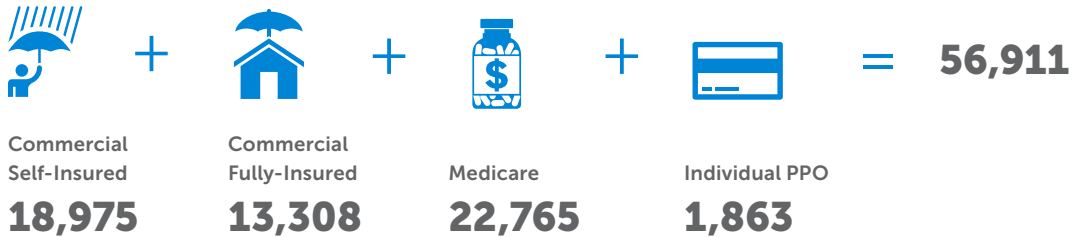


	Summa Health System	Summa Rehab Hospital	Total Summa Health Consolidated Hospitals
Licensed Beds	967	60	1,027
Inpatient Admissions	34,852	1,595	36,447
Adult Patient Days	179,868	17,386	197,254
Adult Length of Stay	5.16	10.90	5.41
Inpatient Surgeries	6,822	–	6,822
Outpatient Surgeries	15,980	–	15,980
Total Surgeries	22,802	–	22,802
Orthopedic Surgeries	5,145	–	5,145
ER visits	136,836	–	136,836
Births	4,545	–	4,545
Diagnostic Cardiac Caths	2,707	–	2,707
Interventional Caths	1,010	–	1,010
Home Care Visits	198,121	–	198,121
Observation Patients	9,128	–	9,128

Financials

2021 Year in Review

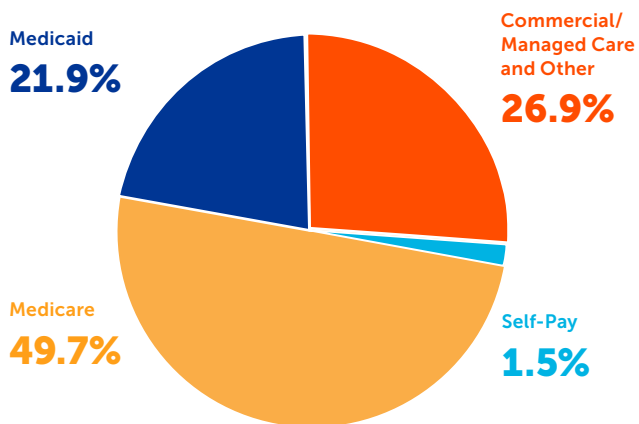
SummaCare Total Members



Summa Health System Hospitals Payor Mix

Summa Health System - Akron Campus & Summa Health System - St. Thomas Campus, Summa Health System - Barberton Campus, Summa Health Wadsworth-Rittman Medical Center and Summa Rehab Hospital. Medicare and Medicaid includes the respective managed care.

2021



2020

