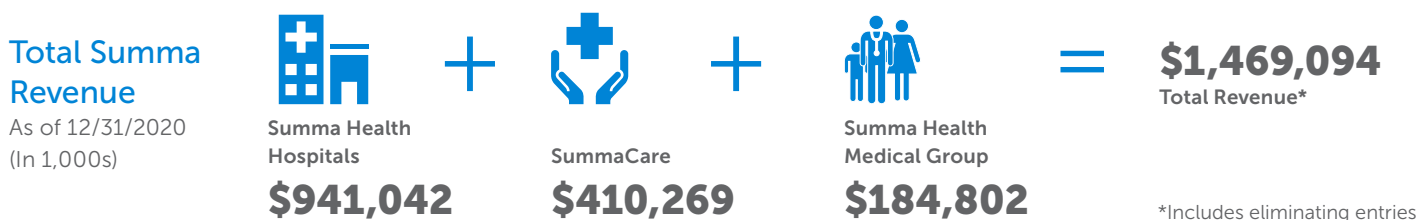


Financials

2020 Year in Review

Hospital Data Year End 2020

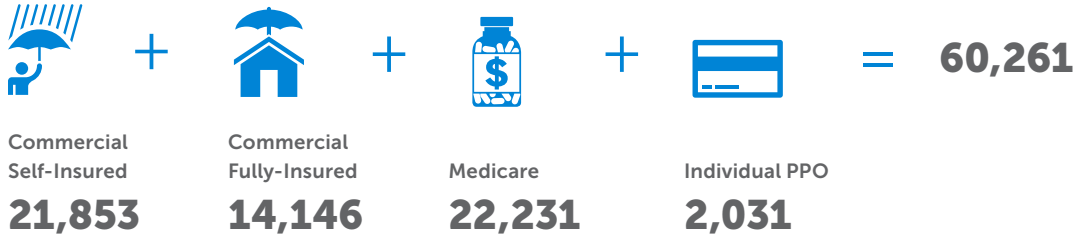


	Summa Health System	Summa Rehab Hospital	Total Summa Health Consolidated Hospitals
Licensed Beds	954	60	1,014
Inpatient Admissions	32,279	1,750	34,029
Adult Patient Days	149,873	18,789	168,662
Adult Length of Stay	4.64	10.74	4.96
Inpatient Surgeries	6,271	–	6,271
Outpatient Surgeries	13,241	–	13,241
Total Surgeries	19,512	–	19,512
Orthopedic Surgeries	4,305	–	4,305
ER visits	130,681	–	130,681
Births	4,487	–	4,487
Diagnostic Cardiac Caths	1,654	–	1,654
Interventional Caths	1,050	–	1,050
Home Care Visits	194,875	–	194,875
Observation Patients	9,233	–	9,233

Financials

2020 Year in Review

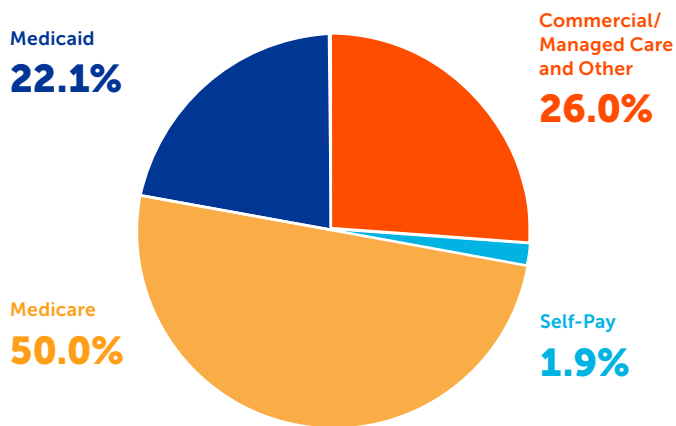
SummaCare Total Members



Summa Health System Hospitals Payor Mix

Summa Health System - Akron Campus & Summa Health System - St. Thomas Campus, Summa Health System - Barberton Campus, Summa Health Wadsworth-Rittman Medical Center and Summa Rehab Hospital. Medicare and Medicaid includes the respective managed care.

2020



2019

