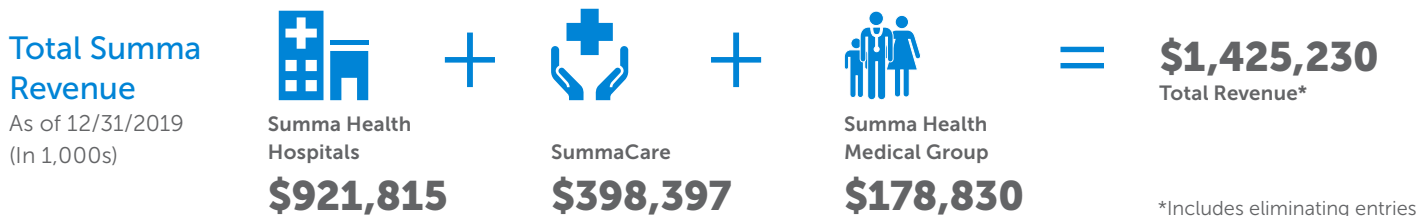


# Financials

2019 Year in Review

## Hospital Data Year End 2019



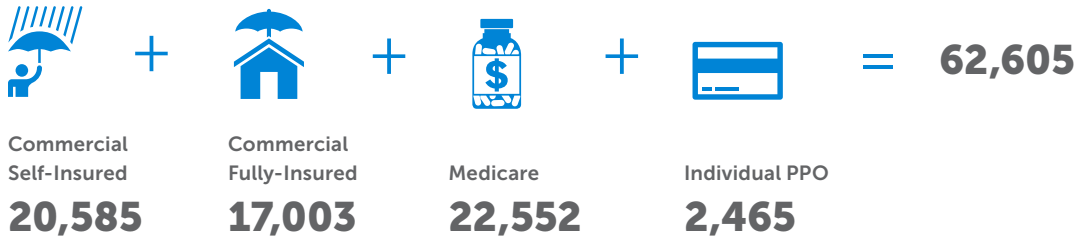
	Summa Health System	Summa Rehab Hospital	Total Summa Health Consolidated Hospitals
Licensed Beds	1,005	60	1,065
Inpatient Admissions	34,560	1,678	36,238
Adult Patient Days	151,877	17,247	169,124
Adult Length of Stay	4.39	10.28	4.67
Inpatient Surgeries	6,996	–	6,996
Outpatient Surgeries	15,161	–	15,161
Total Surgeries	22,157	–	22,157
Orthopedic Surgeries	4,348	–	4,348
ER visits	155,171	–	155,171
Births	4,502	–	4,502
Diagnostic Cardiac Caths	2,195	–	2,195
Interventional Caths	1,220	–	1,220
Home Care Visits	207,231	–	207,231
Observation Patients	10,759	–	10,759



# Financials

## 2019 Year in Review

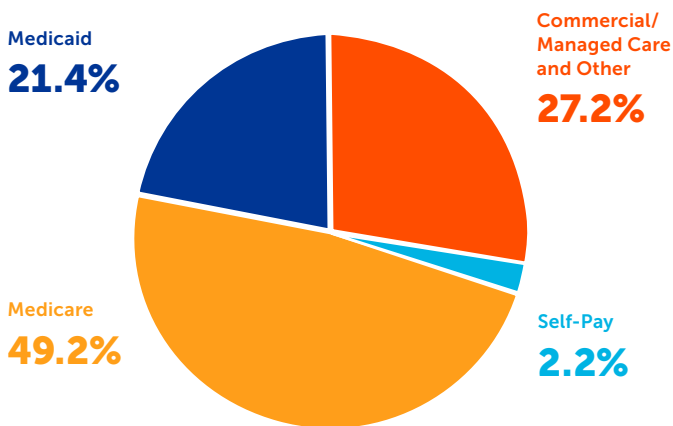
### SummaCare Total Members



### Summa Health System Hospitals Payor Mix

Summa Health System - Akron Campus & Summa Health System - St. Thomas Campus, Summa Health System - Barberton Campus, Summa Health Wadsworth-Rittman Medical Center and Summa Rehab Hospital. Medicare and Medicaid includes the respective managed care.

#### 2019



#### 2018

