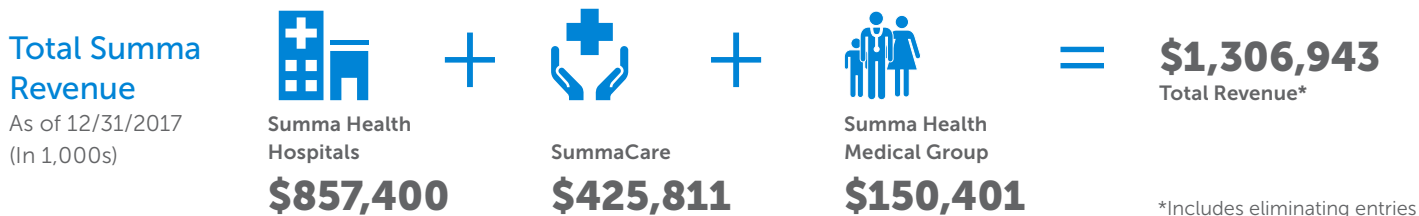


Financials

2017 Year in Review

Hospital Data Year End 2017

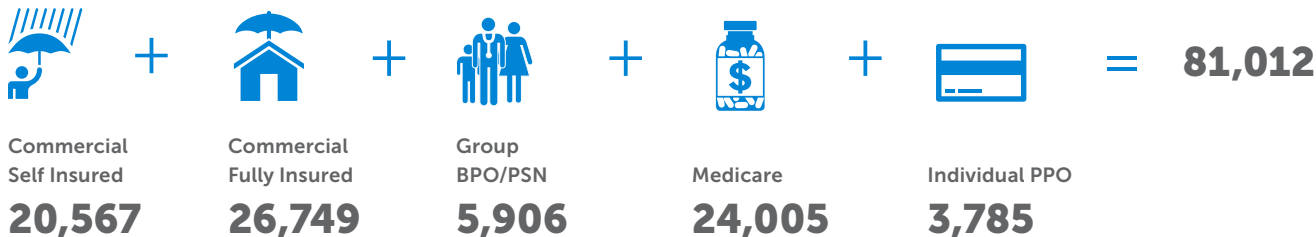


	Summa Health System	Summa Rehab Hospital	Total Summa Health Consolidated Hospitals
Licensed Beds	1,320	60	1,380
Inpatient Admissions	31,433	1,681	33,114
Adult Patient Days	142,210	17,289	159,499
Adult Length of Stay	4.52	10.28	4.82
Inpatient Surgeries	6,520	–	6,520
Outpatient Surgeries	14,377	–	14,377
Total Surgeries	20,897	–	20,897
Orthopaedic Surgeries	3,012	–	3,012
ER visits	160,234	–	160,234
Births	3,834	–	3,834
Diagnostic Cardiac Caths	2,167	–	2,167
Interventional Caths	1,172	–	1,172
Home Care Visits	154,227	–	154,227
Observation Patients	13,247	–	13,247

Financials

2017 Year in Review

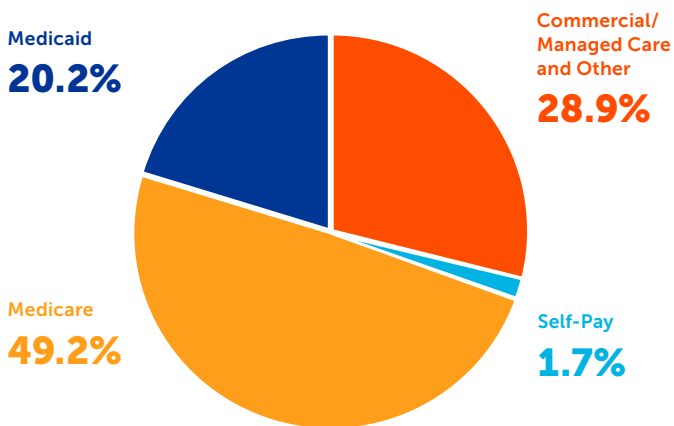
SummaCare Total Members



Summa Health System Hospitals Payor Mix

Summa Health System - Akron Campus & Summa Health System - St. Thomas Campus, Summa Health System - Barberton Campus, Summa Health Wadsworth-Rittman Medical Center and Summa Rehab Hospital. Medicare and Medicaid includes the respective managed care.

2017



2016

