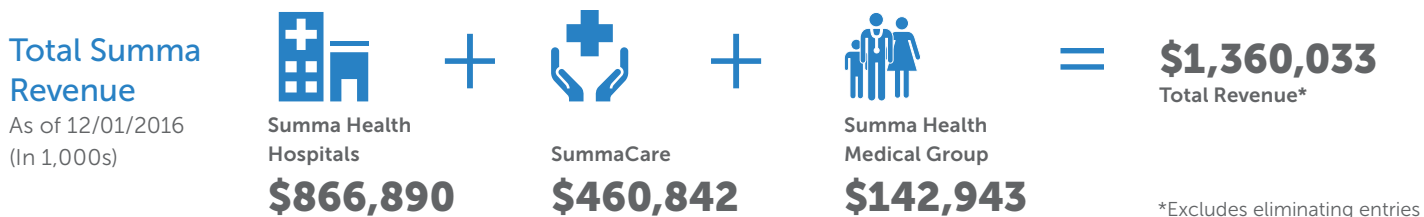


Financials

2016 Year in Review

Hospital Data Year End 2016



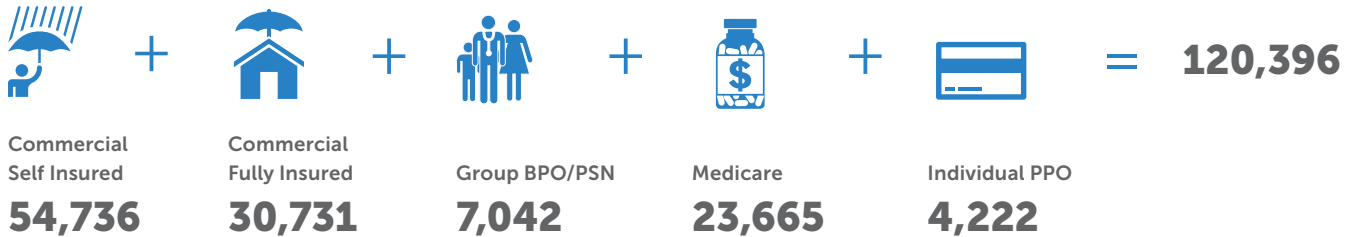
	Summa Health System	Summa Rehab Hospital	Total Summa Health Consolidated Hospitals	Summa Western Reserve Hospital	Grand Totals
Licensed Beds	1,269	60	1,329	258	1,587
Inpatient Admissions	34,544	1,956	36,500	3,721	40,221
Adult Patient Days	151,793	19,715	171,508	14,702	186,210
Adult Length of Stay	4.4	10.1	4.7	4.0	4.6
Inpatient Surgeries	6,764	–	6,764	1,248	8,012
Outpatient Surgeries	13,805	–	13,805	4,337	18,142
Total Surgeries	20,569	–	20,569	5,585	26,154
Orthopaedic Surgeries	3,131	–	3,131	2,031	5,162
ER visits	169,601	–	169,601	24,537	194,138
Births	3,871	–	3,871	–	3,871
Diagnostic Cardiac Caths	2,004	–	2,004	–	2,004
Interventional Caths	1,089	–	1,089	–	1,089
Home Care Visits	146,970	–	146,970	–	146,970
Observation Patients	14,222	–	14,222	1,516	15,738



Financials

2016 Year in Review

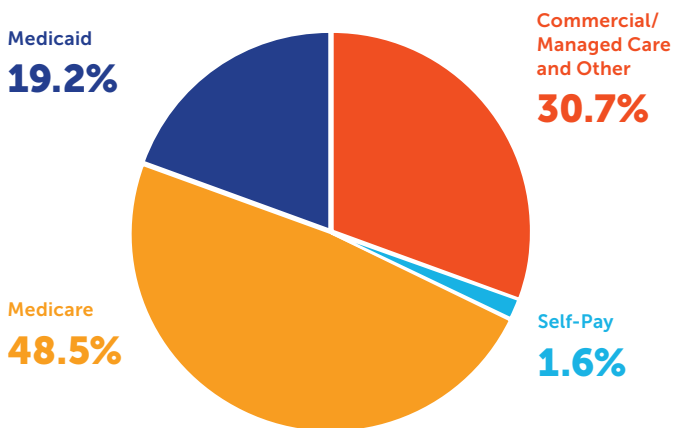
SummaCare Total Members



Summa Health System Hospitals Payor Mix

Summa Health System - Akron Campus & Summa Health System - St. Thomas Campus, Summa Health System - Barberton Campus, Summa Health Wadsworth-Rittman Medical Center and Summa Rehab Hospital. Medicare and Medicaid includes the respective managed care.

2016



2015

